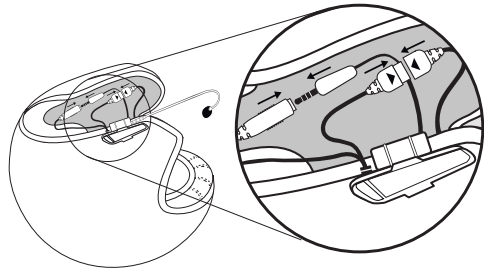
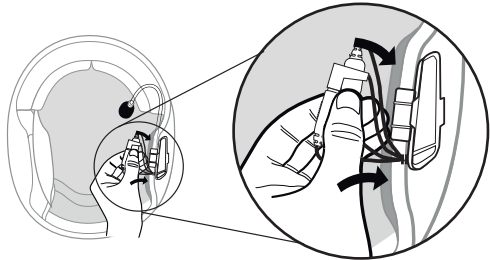


2



3



Tuck wires behind padding

Kabel hinter der Polsterung verstauen

Placer les fils derrière le rembourrage

Nascondere i fili dietro l'imbottitura

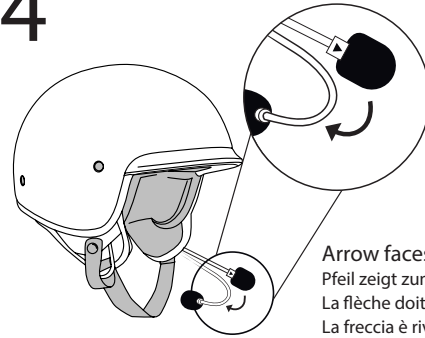
Coloque los cables detrás de los acolchados

パッドの裏にワイヤーを隠す

将电线塞到衬垫后面

-4-

4



Arrow faces mouth

Pfeil zeigt zum Mund

La flèche doit faire face à la bouche

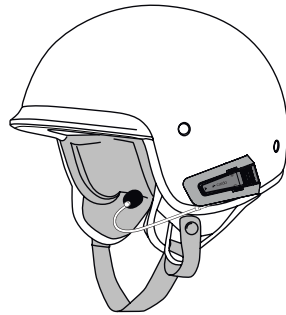
La freccia è rivolta verso la bocca

La flecha va a la boca

矢印が口に向かうように

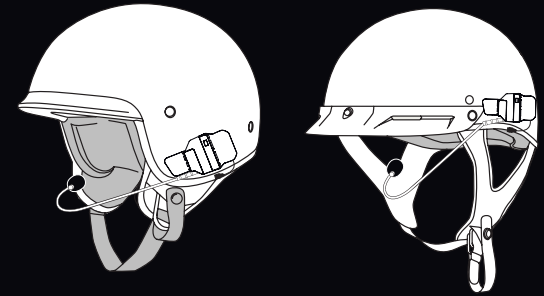
箭头面向嘴部

5



-5-


cardo
 communication in motion

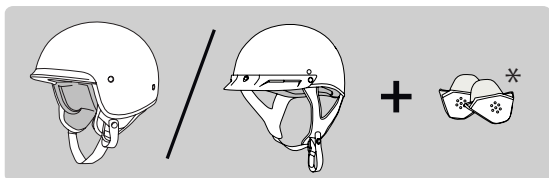
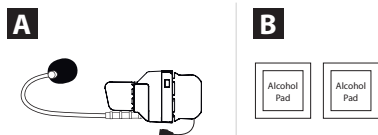


PACKTALK EDGE

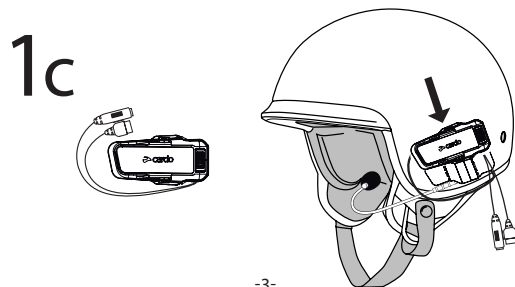
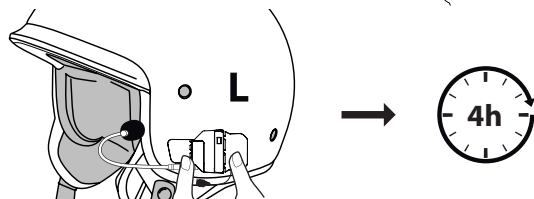
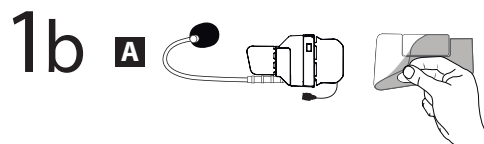
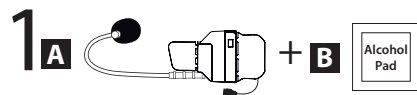
— Half Helmet Kit —

Installation Guide

CONTENTS



- *Speaker pockets not included
- *Lautsprechertaschen nicht inkludiert
- *Pochettes de haut-parleur non incluses
- *Tasche per altoparlanti non incluse
- *No se incluyen las bolsas de los altavoces
- *スピーカーポケットは含まれていません
- *不含扬声器袋



STAY
IN
TOUCH



cardosystems.com/support



youtube.com/CardoSystemsGlobal/



Cardo Connect
App



MAN00609 INSTALLATION GUIDE FOR PT EDGE - HALF HELMET KIT_A01