



# PACKTALK OUTDOOR

---

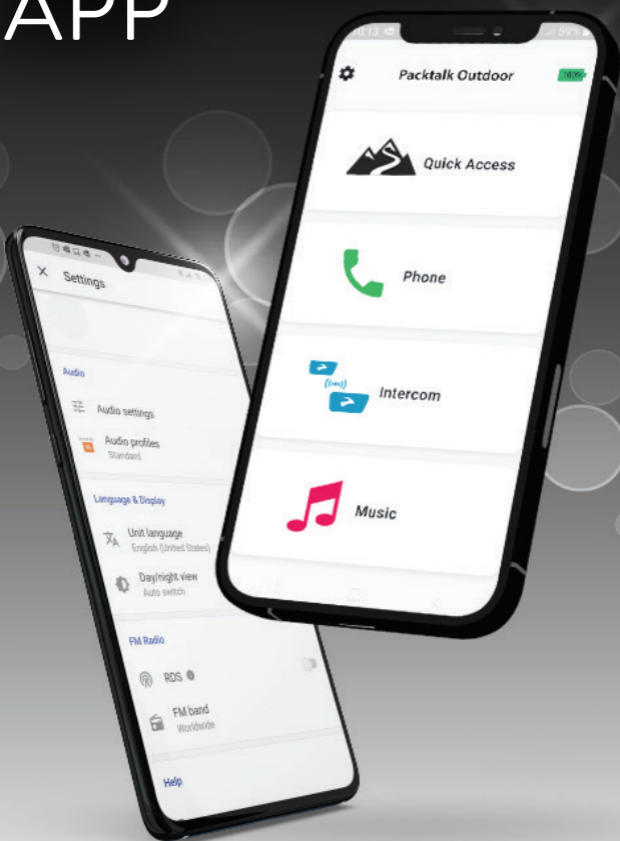
**POCKET GUIDE**  
EN/DE/IT

SOUND BY



OPERATED BY  
**NATURAL VOICE**

 **cardo**<sup>®</sup>  
**CONNECT**  
**APP**



Cardo Connect App

**INSTRUCTOR | AUSBILDER | INSEGNANTE**

**4-5**

Getting Started | Erste Schritte | Iniziared

---

**6**

Cardo Connect App

---

**7**

General | Allgemein | Generale

---

**8**

Music | Musik | Musica

---

**9-10**

Phone Call | Telefongespräch | Telefonata

---

**11-12**

DMC Intercom | DMC-Sprechanlage | Interfono DMC

---

**13**

Reset | Zurücksetzen | Resetta

---

**14-16**

Voice Commands - Always On! | Sprachbefehle – Immer An! |  
Comandi Vocali: Sempre Attivi!

---

**STUDENT | SCHÜLER | STUDENTE**

**17-18**

Getting Started | Erste Schritte | Iniziared

---

**18**

General | Allgemein | Generale

---

**19**

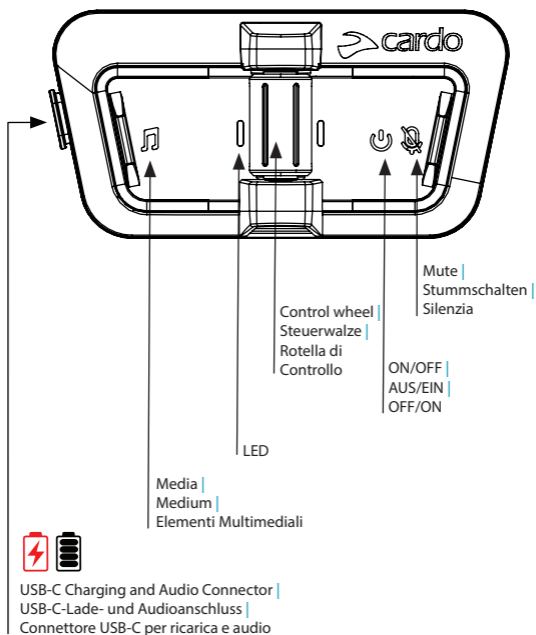
DMC Intercom | DMC-Sprechanlage | Interfono DMC

---

**19**

Reset | Zurücksetzen | Resetta

---

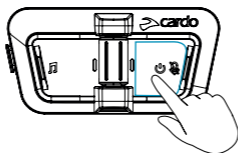


Press & Hold |  
Gedrückt halten |  
Tieni Premuto

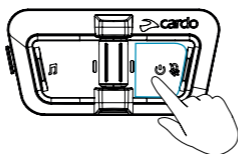



Number of Taps |  
Anzahl der Tipps |  
Numero di tocchi

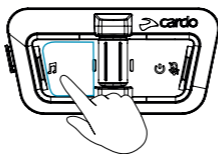
 On | Ein | Acceso



 Off | Aus | Spento



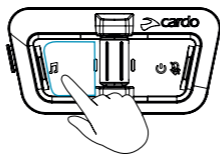
 Phone Pairing | Telefon-Kopplung | Abbinamento Telefono



LED Red & Blue | LED Rot und Blau | LED Rosso e Blu



 Stop Phone Pairing | Telefonkopplung beenden | Termina Associazione Telefono





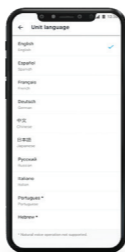
Download | Download | Scarica



Register | Registrieren | Registrati




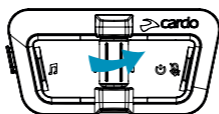
Choose Language | Sprache auswählen | Scegli la lingua



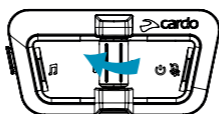
Update Software | Software aktualisieren | Aggiornamento Software




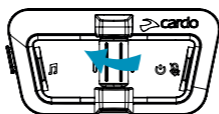
 Volume Up | Lautstärke erhöhen | Alza il Volume




 Volume Down | Lautstärke verringern | Abbassa il Volume




 Mute Audio | Audio stummschalten | Silenzia audio



Fast Roll  
Schnelles Rollen  
Rotolo Rapido

 Unmute Audio | Aufheben der Stummschaltung | Riattiva Audio



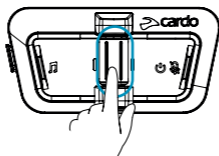
 Voice Assistant | Sprachassistent | Assistente Vocale



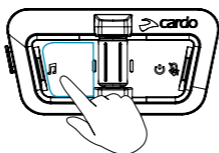
Siri



Google  
Assistant

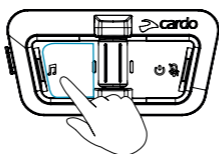


▶ On | Ein | Acceso



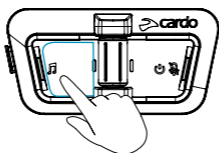
X1  
Tap

⏸ Off | Aus | Spento



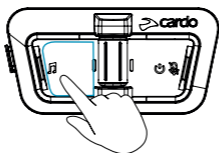
2  
Sec

▶ Next | Weiter | Successiva



X1  
Tap

◀ Previous | Zurück | Precedente



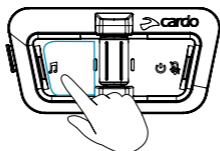
X2  
Tap





Answer | Antworten | Rispondi

---



X1  
Tap



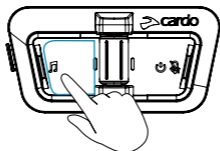
Ignore | Ignorieren | Ignora

---



End Call | Anruf Beenden | Termina Chiamata

---

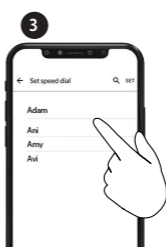
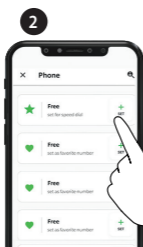
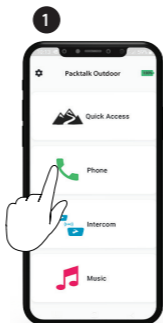


X1  
Tap

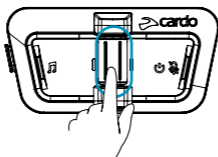


Speed Dial | Kurzwahl | Composizione veloce

Set Number |  
Nummer einstellen |  
Imposta numero

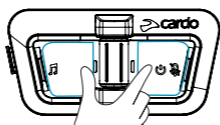


Call Speed Dial | Kurzwahl anwählen | Chiama composizione veloce





Grouping | Gruppierung | Raggruppamento



LED Red & Green | LED Rot und Grün | LED Rosso e Verde

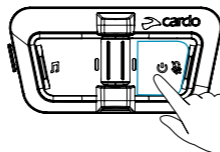


Grouping Success | Gruppierungserfolg | Raggruppamento Riuscito

LED Purple | LED Lila | LED Viola



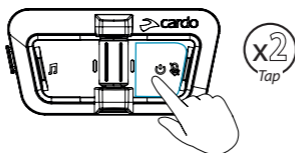
Mute / Unmute Microphone | Mikrofon stumm-/einschalten |  
Disattiva / Riattiva Microfono





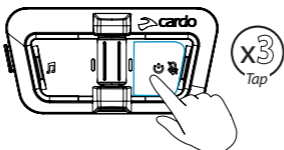
DMC Intercom OFF/ON | DMC-Gegensprechanlage AUS/EIN |  
Interfono DMC OFF/ON

---



Mute/Unmute All Students | Stummschaltung/Stummschaltung aller  
Schüler aufheben | Silenzia/Riattiva Tutti gli Studenti

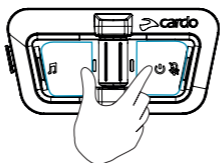
---





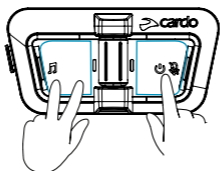
Reboot | Neustart | Riavvia

---



Factory Reset | Auf Werkseinstellungen zurücksetzen |  
Ripristino Delle Impostazioni Di Fabbrica

---



**E** English



- **Answer**
- **Ignore**
- "Hey Cardo, **speed dial**"
- "Hey Cardo, **redial number**"



- "Hey Cardo, **music on**"
- "Hey Cardo, **music off**"
- "Hey Cardo, **next track**"
- "Hey Cardo, **previous track**"



- "Hey Cardo, **mute group**"
- "Hey Cardo, **unmute group**"



- **"Hey Siri"**
- **"OK Google"**
- **"Hey Google"**



- "Hey Cardo, **volume up**"
- "Hey Cardo, **volume down**"
- "Hey Cardo, **mute audio**"
- "Hey Cardo, **unmute audio**"
- "Hey Cardo, **mute microphone**"
- "Hey Cardo, **unmute microphone**"



- "Hey Cardo, **battery status**"

**D** Deutsch



- **Antworten**
- **Ignorieren**
- "Hey Cardo, **Kurzwahl**"
- "Hey Cardo, **Wahlwiederholung**"



- "Hey Cardo, **Musik an**"
- "Hey Cardo, **Musik aus**"
- "Hey Cardo, **Titel vor**"
- "Hey Cardo, **Titel zurück**"



- "Hey Cardo, **Gruppe stummschalten**"
- "Hey Cardo, **Gruppe einschalten**"



- "**Hey Siri**"
- "**OK Google**"
- "**Hey Google**"



- "Hey Cardo, **lauter**"
- "Hey Cardo, **leiser**"
- "Hey Cardo, **stumm ein**"
- "Hey Cardo, **stumm aus**"
- "Hey Cardo, **Mikrofon stumm schalten**"
- "Hey Cardo, **Mikrofon einschalten**"



- "Hey Cardo, **Akkustatus**"

/ Italiano



- **Pronto**
- **Ignora**
- "Ciao Cardo, **selezione rapida**"
- "Ciao Cardo, **ricomponi il numero**"



- "Ciao Cardo, **accendi la musica**"
- "Ciao Cardo, **spegni la musica**"
- "Ciao Cardo, **traccia successiva**"
- "Ciao Cardo, **traccia precedente**"



- "Hey Cardo, **silenzia gruppo**"
- "Hey Cardo, **riattiva audio gruppo**"



- "Hey Siri"
- "OK Google"
- "Hey Google"

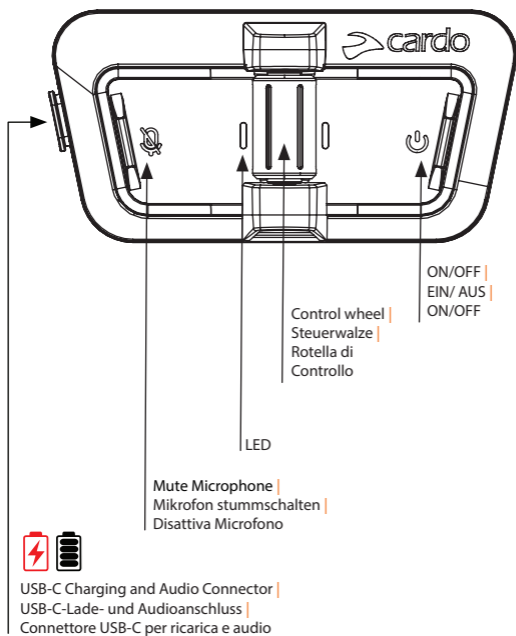


- "Ciao Cardo, **alza il volume**"
- "Ciao Cardo, **abbassa il volume**"
- "Ciao Cardo, **silenzia audio**"
- "Ciao Cardo, **riattiva audio**"
- "Ciao Cardo, **disattiva microfono**"
- "Ciao Cardo, **riattiva microfono**"



- "Ciao Cardo, **livello della batteria**"




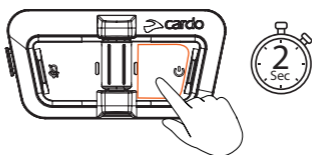


Press & Hold |  
Gedrückt halten |  
Tieni Premuto



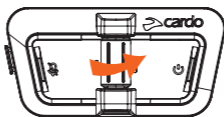
Number of Taps |  
Anzahl der Tipps |  
Numero di tocchi


 ON/OFF | Ein/Aus | Acceso/Spento




General | Allgemein | Generale

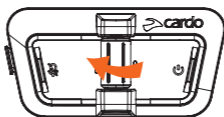
 Volume Up | Lautstärke erhöhen | Alza Il Volume




 Volume Down | Lautstärke verringern | Abbassa Il Volume

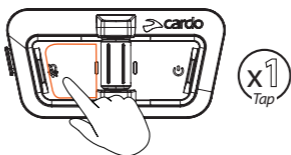



 Mute Audio | Audio stummschalten | Silenzia Audio

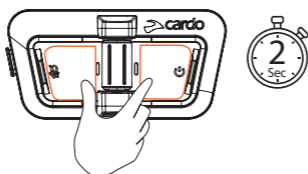


*Fast roll |  
Schnelles Rollen |  
Rotolo rapido*

 Mute / Unmute Microphone | Mikrofon stumm-/einschalten |  
Disattiva / Riattiva Microfono



 Grouping | Gruppierung | Raggruppamento



LED Red & Green | LED Rot und Grün | LED Rosso e Verde



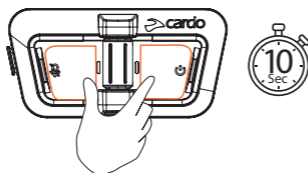
Grouping Success | Gruppierungserfolg | Raggruppamento Riuscito


LED Purple | LED Lila | LED Viola

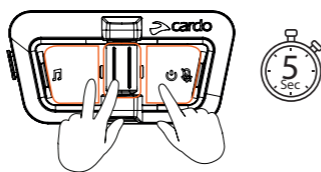


Reset | Zurücksetzen | Resetta

 Reboot | Neustart | Riavvia



 Factory Reset | Auf Werkseinstellungen zurücksetzen |  
Ripristino Delle Impostazioni Di Fabbrica





[cardosystems.com/outdoor](https://cardosystems.com/outdoor)



Follow Cardo Outdoor



Cardo Connect  
App

[cardosystems.com/update](https://cardosystems.com/update)  
[cardosystems.com/support](https://cardosystems.com/support)

